



D Y PATIL
UNIVERSITY

PUNE

D Y PATIL SCHOOL OF DESIGN

AMBI, TALEGAON, PUNE

INFRASTRUCTURE



STUDIOS:

The Spacious Studios are used by B. Arch / B. Des. students for designing drawing and drafting subjects. The studios are also designed in such a way to conduct class room lectures to facilitate the students. Every Studio is having Wi-Fi facility for the students

Studio Details:

No. of Studios – 12 (B. Arch / B. Des..)

Studio Desks: 40 (Nos.)

Studio Stools: 40 (Nos.)

Class room benches capacity: 40 (Nos.)

Personal Storage for students: 40 (Nos.)

Common storage for class: 10 (Nos.)

Green Board: 1 Nos.

Projector: 1 No.

Screen: 1 No.

Model Making Table with Glass top: 1 No.

Lap top charging Points: 40 Nos.



CLASS ROOMS:

These are Well-equipped Class Room with good seating arrangement for Architecture students (both B. Arch / B. Des. and M. Arch). Class Room is fixed with Projector screen and Green board.


Class Rooms: 2 (M. Arch)

Common storage for class: 10 (Nos.)

Green Board: 1 Nos.

Projector: 1 No.

Screen: 1 No.



LIBRARY:

This is the Exclusive Library for B. Arch / B. Des. and M. Arch students located at Ground floor along with the spacious reading room attached to it along with E- Book facility. The Library is equipped with Reprographic facility

Library Details:

No of Titles: 1559

No of Volumes: 2200

International Journals: 06

National Journals: 21

Magazines: 11

Yearly Subscription: Charles Correa Archives & K-Hub



COMPUTER LAB:

The LAB is equipped with higher configuration computers to match the speed required for latest software used in Architecture.

Software in the LAB:

OS- Windows 10

Office 365

Auto Desk AutoCAD

Autodesk Revit

Autodesk Fusion 360

Autodesk Sketch Book

Sketch up Pro

Blender

Coral Graphic Suite

Adobe Photoshop Suite



40 Pc's with latest configuration

Processor: i7

Ram: 8GB

Graphic Card: 1GB

05 Pc's with latest configuration

Processor: i7

Ram: 16GB

Graphic Card: 2GB



SURVEYING LAB:

This Laboratory is used by Architecture Students for carrying out Practical's related to Survey and leveling and Climatology.

Survey Leveling Lab Details (Equipment):

- 1) 20 Ranging Rods
 - 2) 3 Dumpy Levels
 - 3) 3 stands
 - 4) Rain Gauge
 - 5) 3 Drawing Boards
 - 6) Theodolite Prismatic Compass
 - 7) Digital Planimeter
 - 8) Thermo hygrograph
- Dry and wet bulb thermometer, soil thermometer



ENVIRONMENTAL LAB

Environmental Lab Details (Equipment):

- 1) Testo 174 H Temperature and Humidity Mini Data Logger
- 2) SL4010 Digital Sound Level Meter
- 3) ST - 9283B Digital Thermometer
- 4) WH - 1081 PC Weather Station
- 5) AVM-04 Digital Thermometer
- 6) ET-3 Multifunction Environment Meter
- 7) 207 Solar Power Meter
- 8) 1331 Digital Lux Meter
- 9) Digital T - RMS Clamp - 369
- 10) 3288-20 Clamp on AC DC Hi Tester
- 11) DT-802D Carbon Dioxide Meter with Data Logger
- 12) CO210 CO2 Monitor and Data logger
- 13) MT-4 Digital Non Contact Infra Red Thermometer
- 14) Model 44550 Humidity/ temperature Pen
- 15) HT-3004 CT Digital Temperature and Humidity Meter
- 16) Model VPC300 Video Particle Counter with Built in Camera
- 17) DL-TH-01 Data Logger for Temperature and Humidity
- 18) Model RHT20 Humidity and Temperature Data Logger
- 19) Testo 868 Thermal Imager with App
- 20) EN300 5 in 1 Environmental Meter Model



EXHIBITION HALL:

Meraki - The Entire Studio size Exhibition Hall is must to exhibit only the SELECTED WORK of our extremely talented and Creative Students.





MATERIAL MUSEUM:

Material Museum is used by Architectural students to study all latest construction materials and technology for their specifications, samples, prototypes, miniature models etc.

Material Museum Lab Details (Equipment):

- 1) Sample of Plumbing Equipments
- 2) Sample of Carpentry Equipments
- 3) Electrical Equipments
- 4) Construction Tools
- 5) Joinery Details



CONSTRUCTION YARD:


This Construction yard is used by B. Arch / B. Des. Students to carry out Hands on Experience with different construction activities like types of brick bonds, arches, vaults, domes.

DYPUSOA organizes different workshops

- 1) Bamboo Workshop
- 2) Metal Workshop
- 3) Construction with Mud workshop
- 4) Ferro-cement workshop



Clay Workshop



Brick Workshop



Bamboo Workshop





WORK SHOP:

The central Workshop building used by all the students of DYP University for Carpentry and Fabrication work



SEMINAR HALL:

The Central Seminar Hall is Well-equipped with good seating arrangement. Seminar Hall is fixed with PA system, Projector, and White board. This Seminar Hall is utilized for Guest lectures, Seminars, Conferences & Architectural events.





CENTRAL COURTYARD:

This is the main student's activity area in Student council's Saturday's events, Festival of Architecture, exhibitions, Juries, Paneling, student's meet, Flash mob Birthday Celebrations etc.





AMPHITHEATRE:

The open Air Amphitheater used for various student's activities and events, gathering talks, workshops, etc., exclusively by Architectural students.





RESEARCH CELL:

The Research provides Opportunities to the students to work with Professionals where students can take up the assignments to learn practical aspects of the professionals where as the professionals could get the required manpower by selecting amongst the talented students.. the research cell is fully equipped with high configuration systems and broad band internet facilities

05 Pc's with latest configuration

Processor: i7

Ram: 16GB

Graphic Card: 2GB



SUBMISSION ROOM:

This Submission room is exclusively used for Architecture students to store their Academic work like Portfolios and Models



STUDENT COUNCIL AND NASA (INDIA) ROOM:

This is the exclusive activity room for Students council meetings, their internal activities, student's NASA (India) Meetings. Well equipped with Wifi internet and Laptop charging Points





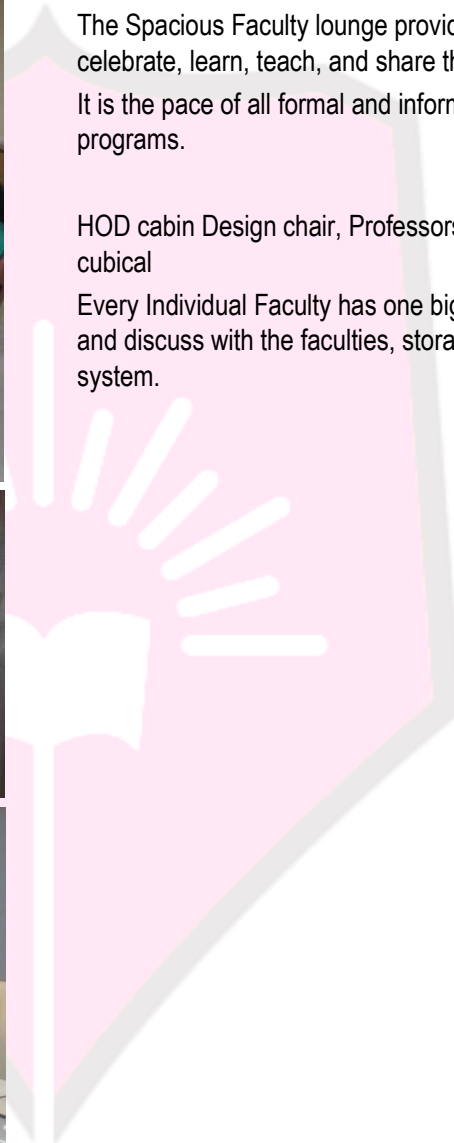
FACULTY ROOM & LOUNGE:

The Spacious Faculty lounge provides the platform for all the faculties to interact, celebrate, learn, teach, and share the Joy.

It is the pace of all formal and informal meetings of the faculties and faculty development programs.

HOD cabin Design chair, Professors, Associate Professor and Assistant Professors cubical

Every Individual Faculty has one big table for portfolio checking, space for 3 students to sit and discuss with the faculties, storage spaces for belongings and a space for computer system.





FACULTY MEETING ROOM:

An organized space for regular faculty meetings and faculty development programs. Faculties make and share their presentation with co-colleagues for enhancement of academic activities.





SPORTS FACILITY:

Sports facilities are prioritized within the campus. Following are the key sports facilities available within the campus:

Outdoor sports facility includes:

1. Cricket Stadium
2. Kabbadi Ground
3. Kho-kho ground
4. Volleyball court
5. Football ground
6. Basket Ball






SPORTS FACILITY:

Indoor sports/ games facility includes:

1. Carom
2. Chess
3. Gymnasium
4. Table tennis
5. Badminton court
6. Yoga
7. Folk Fitness



SPORTS CAFE:

A fully equipped Canteen / Restaurant on Upper ground floor with seating capacity more than 1000 students.





ATM:

There is 24 x 7 nationalized bank ATM on the upper ground level to facilitate students..

